



WSRHT Gauge Museum Education Service



Catalogue of Loans Boxes for Schools

Loans Boxes for Schools

Based on themes explored in some of our most popular museum learning sessions, and ranging from EYFS to KS2, the WSRHT's Loan boxes are designed to give children a more genuine insight into a period of history by offering the opportunity to gain tactile experience of handling objects from the past.

Each box contains a collection of objects and costumes from the museum collection, in addition to a teachers' information pack containing background information, worksheets, challenge cards and a large selection of photos which can be used to support your class throughout your chosen topic.

Available for a period of up to three weeks, Loans boxes cost just £20 to borrow and are available for collection from the Gauge Museum at Bishops Lydeard.

For further information, or to book a box, please contact our Education and Learning officer:

helen.anson@wsrht.co.uk

Box 1: A Trip to the Seaside EYFS/KS1

Exploring and comparing how seaside holidays have changed over time with links to local history through the development of Minehead from small town to big attraction.




Box Contents:

- Replica Victorian bathing costumes (to fit EYFS/KS1 boy and girl)
- A pair of replica Victorian sun hats
- A lace parasol
- A Victorian glass 'Penny Lick'
- A tin bucket and wooden spade
- A set of vintage local souvenirs
- A mini replica deck chair
- A replica stick of rock
- A collection of shells
- A set of Punch and Judy Puppets

Teachers Pack Contains:

- Background information about Victorian seaside holidays
- Information about the picture packs and how to use them.
- A series of teaching resources and activities including:
 - **Packing for your holiday** – a sorting and sticking activity, drawing on familiar experience, by exploring what children take to the beach now.
 - **The Journey** – a role play activity, encouraging children to imagine what it might have been like to travel by steam train.
 - **Writing a postcard** – a role play or writing activity, encouraging children to write as a Victorian child.
 - **Punch and Judy** – a puppet making activity, exploring some of the origins of the famous puppet show.
 - **Seaside Sorting** – a sorting and comparison activity, focusing on exploring the different materials used to make seaside equipment past and present.



Loan Box 2: Living at 3 Chimneys: Exploring Edwardian Life through the eyes of the Railway Children (EYFS/KS1)

Based on the classic novel, our *Railway Children* inspired session invites children to compare everyday life in Edwardian England with modern equivalents.

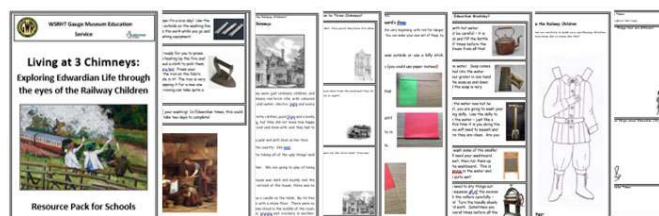


Box Contents:

- Replica Edwardian Dress and Norfolk Jacket (to fit EYFS/KS1 boy and girl)
- A cast iron washtub
- A glass washboard
- A copper kettle
- A copper washing posser
- A pair of wooden tongs
- A wooden scrubbing brush
- A block of green washing soap
- A set of wooden dolly pegs

Teachers Pack Contains:

- Background information about Edwardian Britain/E Nesbit's Novel
- Information about the picture packs and how to use them.
- A series of teaching resources and activities including:
 - **Life in Edwardian Times** – a sorting and matching activity, encouraging children to compare Edwardian Life with their own modern experiences.
 - **How did life change for the Railway Children?** a role play or writing activity, encouraging children to engage with the events in the novel.
 - **Dress Like the Railway Children** – a paper doll making, exploring the features of Edwardian children's clothing.
 - **Saviours of the Train** – a role play or writing activity, re-telling the famous story of how the children in the novel saved the train.
 - **Flags and Safety** – a reading/making activity: children follow simple instructions to make their own set of guard's flags.
 - **Edwardian Washday** – a discussion/role-play activity. Children explore some of the appliances used for washing in Edwardian times and follow a role play script to act out the process of Edwardian Washday.



Loan Box 3: Famous Individuals – Isambard Kingdom Brunel (KS1)

Exploring the life and achievements of Isambard Kingdom Brunel and the changes that his GWR and branch lines brought to our local area.

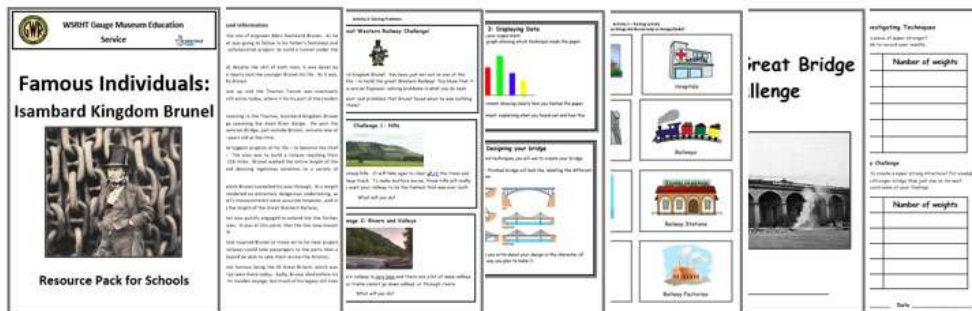
Box Contents:



- Replica Queen Victoria and Isambard Brunel Costumes (to fit KS1 boy and girl)
- Victorian copy of the London Times
- A carriage clock
- Replica vintage football
- Replica crate containing fresh produce
- Replica crate containing fresh seafood
- Replica fish and chips portion
- Replica parcels and letters
- Replica bucket and spade
- Replica candlestick telephone

Teachers Pack Contains:

- Background information about Brunel's life and work
- Information about the picture packs and how to use them.
- A series of teaching resources and activities including:
 - **What did Brunel build?** – a sorting activity, encouraging children to explore some of Brunel's work.
 - **The Great Western Challenge** – a role play or writing activity, encouraging children to find solutions to some of the problems faced by Brunel during the building of the GWR.
 - **The Great Bridge Challenge** – a STEM project. Children investigate techniques, construct a model, then test and evaluate their designs. Includes challenge cards and complete pupil record book.



Loan Box 4: Victorian Britain (KS2)

Children discover how the railways became a defining part of Britain's Industrial Revolution, changing people's lives throughout the Victorian period and establishing the framework of the modern world.

Box Contents:



- Victorian copy of the London Times
- A carriage clock
- Replica vintage football
- Replica crate containing fresh produce
- Replica crate containing fresh seafood
- Replica fish and chips portion
- Replica parcels and letters
- Replica bucket and spade
- Replica candlestick telephone
- Goods sacks containing wool and coal

Teachers Pack Contains:

- Background information about the Industrial Revolution and the growth of the railways
- Information about the picture packs and how to use them.
- A series of teaching resources and activities including:
 - **Travelling the long way round** – a writing or role play activity exploring what pre-railway transport was like.
 - **For or against the railways** – a drama-based activity exploring some of the different views about the building of the railways.
 - **Re-defining the landscape** – a discussion activity, exploring the impact that industrialisation had on Britain's environment and landscape.
 - **Was the Industrial Revolution a force for good?** A planning frame to support either discussion or written work exploring the positive and negative aspects of industrialisation.



Loan Box 5: WW2 and Evacuation KS2

Children investigate what life might have been like for a child during the Second World War, making comparisons with their own lives.




Box contents:

- Cardboard suitcase containing clothing for an evacuee boy and girl
- Knitted teddy bear
- Bag of marbles
- Replica rationing book and ID card
- Pouch containing replica coins from wartime era
- Replica incendiary bomb
- Replica rationing pack
- Perspex case containing WW2 civilian gas mask



Teachers Pack Contains:

- Background information about WW2 and Operation Pied Piper
- Information about the picture packs and how to use them.
- A series of teaching resources and activities including:
 - **Packing to Leave** – a drawing/notetaking activity, encouraging children to think about what they would take with them if evacuated
 - **Make your own ID card** – a replica ID card
 - **Exploring Rationing** – Children explore wartime rationing and make their own replica ration book.
 - **Make your own gas mask box** – replica labels to support in the making of gas mask boxes.
 - **Finding a Family** – a drama activity encouraging children to explore different evacuee scenarios.
 - **Writing a letter home** – planning frame to support a drama or written task





WSRHT Gauge Museum Education

Service



Terms and Conditions for Loans Boxes:

1. Loans boxes are loaned out for a period of three weeks. They are popular so we usually restrict loans to one three-week period only.
2. Loans boxes contain historic artefacts which need to be looked after properly. The box will be checked when it comes back to make sure the objects are undamaged and wrapped securely. In light of this, upon picking up and dropping off the loans boxes, please be prepared to wait a number of minutes whilst these procedures take place.
3. One person must be responsible for the loans box whilst it is away from the museum. It is important to note that private arrangements must not be made to loan out the box to another school or organisation. The loans box must stay with the organisation or school that has the loan agreement with the museum.
4. There are teachers' notes in every loans box which are designed to be used by both the teacher and the pupils. They should also be returned with the objects.
5. Evaluation forms must be completed for each loan box.
6. By making a booking you are agreeing to these terms and conditions.

Loss or Damage to Loans Boxes

Any items broken or lost will be charged for as well as for the administration time it costs for us to source replacement items. If damage does occur, please do not attempt to repair an object yourself.

How to handle objects in the loans boxes

Please follow the guidelines below when handling the objects in this box as some of them are old and may be easily broken.

- Treat all objects with respect and handle them with care.
- Always hold objects with both hands.
- Always support the full body and weight of the object.
- Do not eat or drink when you are handling the objects.
- Ensure hands are clean before touching the objects.
- Ensure objects are replaced in the box in their packaging and that the heavier items are at the bottom.

- Never pick up an object by its weak points. E.g. Do not pick up objects by their handles.
- Never use pens or felts when handling the objects, if you need to make notes or drawings use a pencil.
- Remove jewellery such as rings, watches and necklaces which may scratch or chip objects.
- Please report the loss or theft of an object to the museum immediately. If an object is damaged do not try to repair it, but do ensure all the pieces are retained